SMB MAT-HMI-R9070-WE SPECIFICATIONS

Model: MAT-HMI-R9070-WE

Products Overview

SMB industrial touch screen, a new generation HMI, it extends SMB touch screen IIOT HMI function, industrial ABS economic frame, lost cost and high reliability.

Fully new module, using more practical way, redesign front and higher color with higher resolution HMI.

Through selecting FBox IOT module to update to IOT HMI directly to enjoy complete SMB IOT cloud service.

Products Outlook

Products Specifications

Hardware Parameters	Display	7” 16:9 TFT LCD Screen
	Resolution	1024×600
	Color	24-bit
	Brightness	350 cd/m²
	Backlight	LED
	LCD Life	50000 hours
	Touch Screen	4-line Industrial Resistive HMI
	CPU	1G ARM Cortex-A8
	Memory	256MB FLASH+512MB DDR3
	RTC	RTC Built-in
	Ethernet	1-line 10M/100M adaptive
	SD Card	Supporting
	USB Port	1 USB Slave 2.0 Port,1 USB Host 2.0 Port
	Program Downloading	USB Slave/U-disc/
	Serial Communication Port	COM1:RS232/RS485/RS422 COM2:RS485 COM3:RS232
	LCD Viewing Angle（T/B/L/R）	85'/85'/85'/85'
Specifications	Rated Power	< 10W
	Rated Voltage	DC24V, working range DC 9V~28V
	Power Protection	With lightening and surging protection
	Power Loss	< 5mS
	CE & RoHS	Confirms to EN61000-6-2:2005， EN61000-6-4:2007 standard, Confirms to RoHS, lightening and surging ±1KV, Group Pulse ±2KV, Static contact 4KV, air discharging 8KV
Environment Requirement	Working Temperature	0~50℃
	Storage Temperature	-20~60℃
	Anti- ultraviolet	Prohibit work under strong violet environment such as direct sunshine.
	Environment Humidity	10~90%RH (non-condensate)
	Anti-vibration	10~25Hz (X, Y, Z direction 2G/30 minutes）
	Cooling	Natural Cooling
Mechanic	Protection Grade	Front panel confirms to IP65(equip with flat cabinet

Parameters		installation), back cover confirms to IP20
	Mechanic Structure	Engineering Plastics
	Hole Size	192mm×138mm
	Machine Size	204mm×145mm×33.8mm
	Weight	About 560 g

Wiring Definition

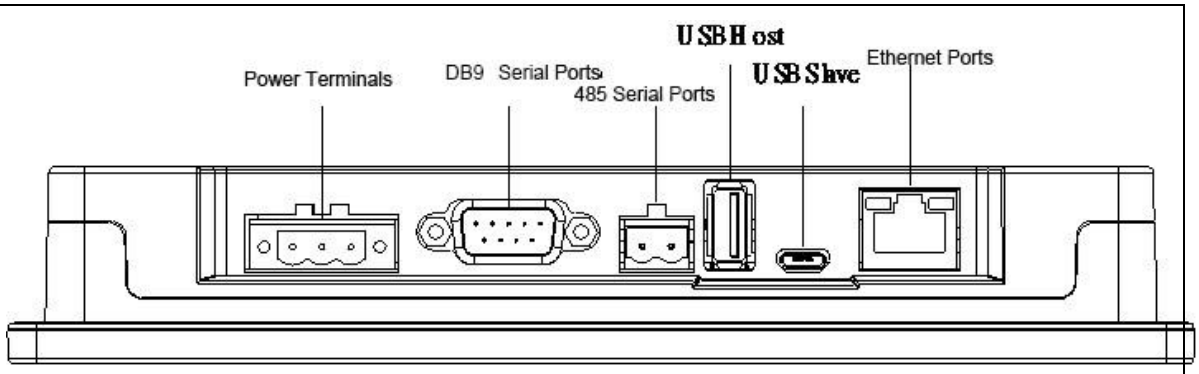

Power Terminals (Pin1~3 from left to Right)

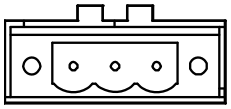

Pin1	FG
Pin2	0V
Pin3	DC24V

DB9 Serial Port Terminals

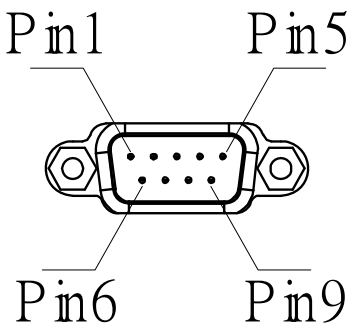

Definition	COM1	COM3
Pin1	Rx-(B) (RS422/485-)	
Pin2	RxD (RS232)	
Pin3	TxD (RS232)	
Pin4	Tx- (RS422)	
Pin5	GND	
Pin6	Rx+(A) (RS422/485+)	
Pin7		RxD (RS232)
Pin8		TxD (RS232)
Pin9	Tx+ (RS422)	

485 terminals (Pin1~2 from left to Right)

Pin1	A+（COM2 RS485）
Pin2	B-（COM2 RS485）

Ethernet Ports

RJ45	Used for setting Ethernet with controllers or used for connecting server.

USB Host

	USB Type A	Used for connecting U-disc and barcode scanner etc.
USB Slave		
	Micro USB	Used for program downloading and testing.
FBox Expansion Module		
	Expansion Module Slot	Module: FBox FBox-2G(-A) FBox-4G(-A) FBox-4G(-C) FBox-WiFi(-A)

Size MAT-HMI-R9070-WE

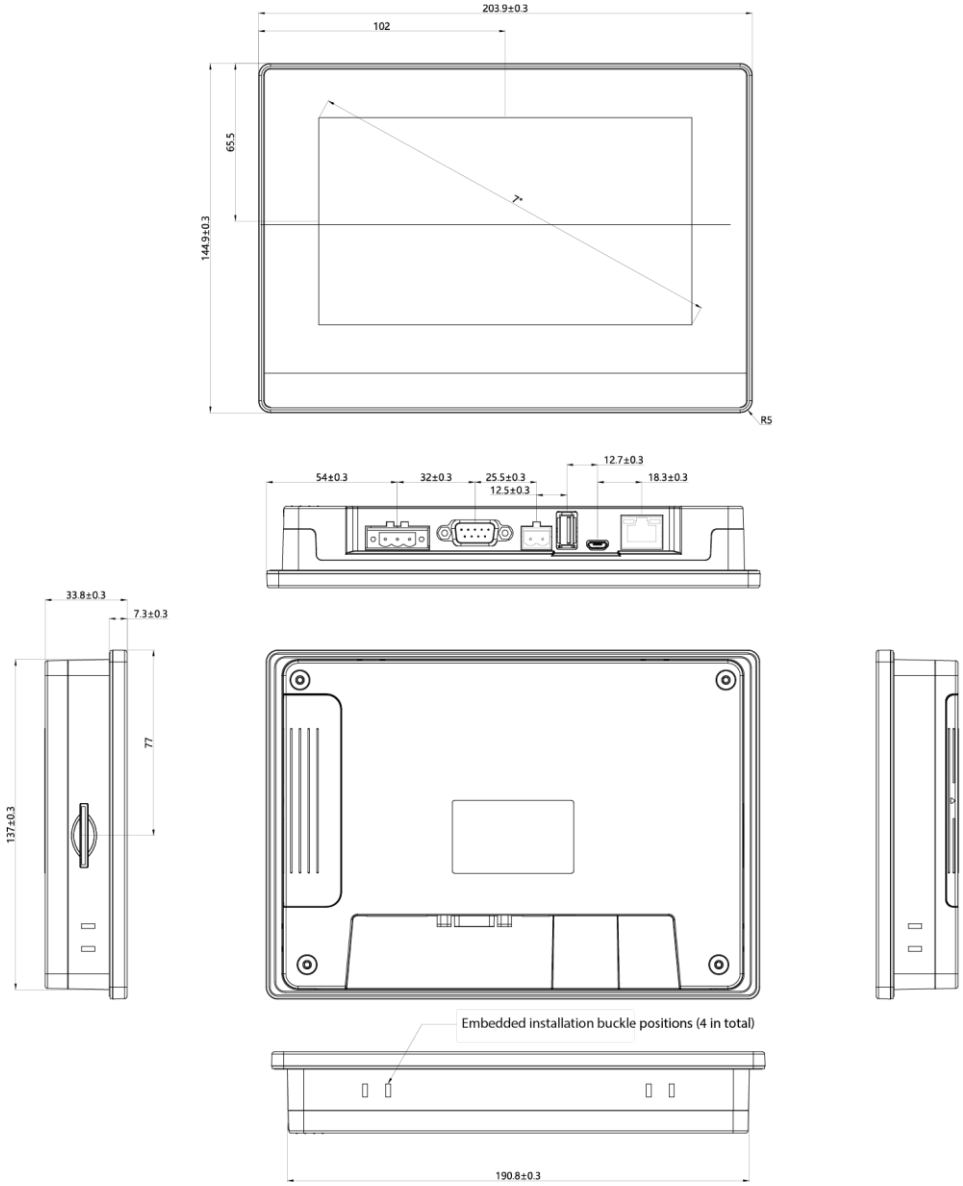

Embedded Hole Installation: 192*138（+1.5mm/-0.0mm）
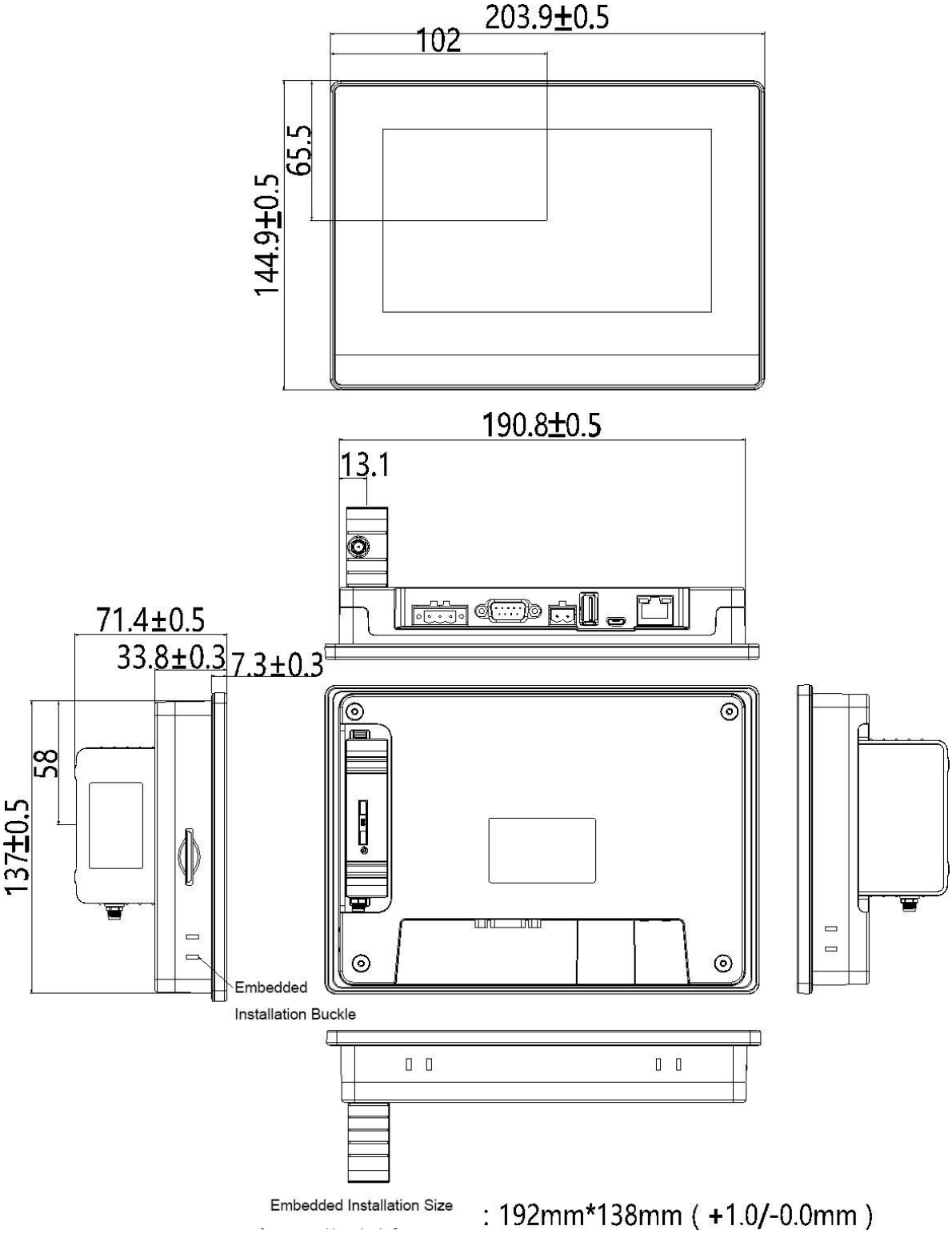
Size MAT-HMI- R9070-WE+FBox